

TRAFFIC ANALYSIS REPORT

For Project: Crimplesham PF from Wereham

Report Generated: 21/10/2021 11:46:19 AM

Speed Intervals = 5 MPH

Time Intervals = Instant

Traffic Report From 24/09/2021 05:00:00 PM through 18/10/2021 07:59:59 AM

85th Percentile Speed = 34.3 MPH

85th Percentile Vehicles = 44,481 counts

Max Speed = 80.0 MPH on 09/10/2021 02:40:00

Total Vehicles = 52,331 counts

AADT: 2215.1

Volumes - weekly vehicle counts

	Time	5 Day	7 Day
Average Daily		2,213	2,125
AM Peak	08:00 to 09:00	220	180
PM Peak	04:00 to 05:00	232	211

Speed

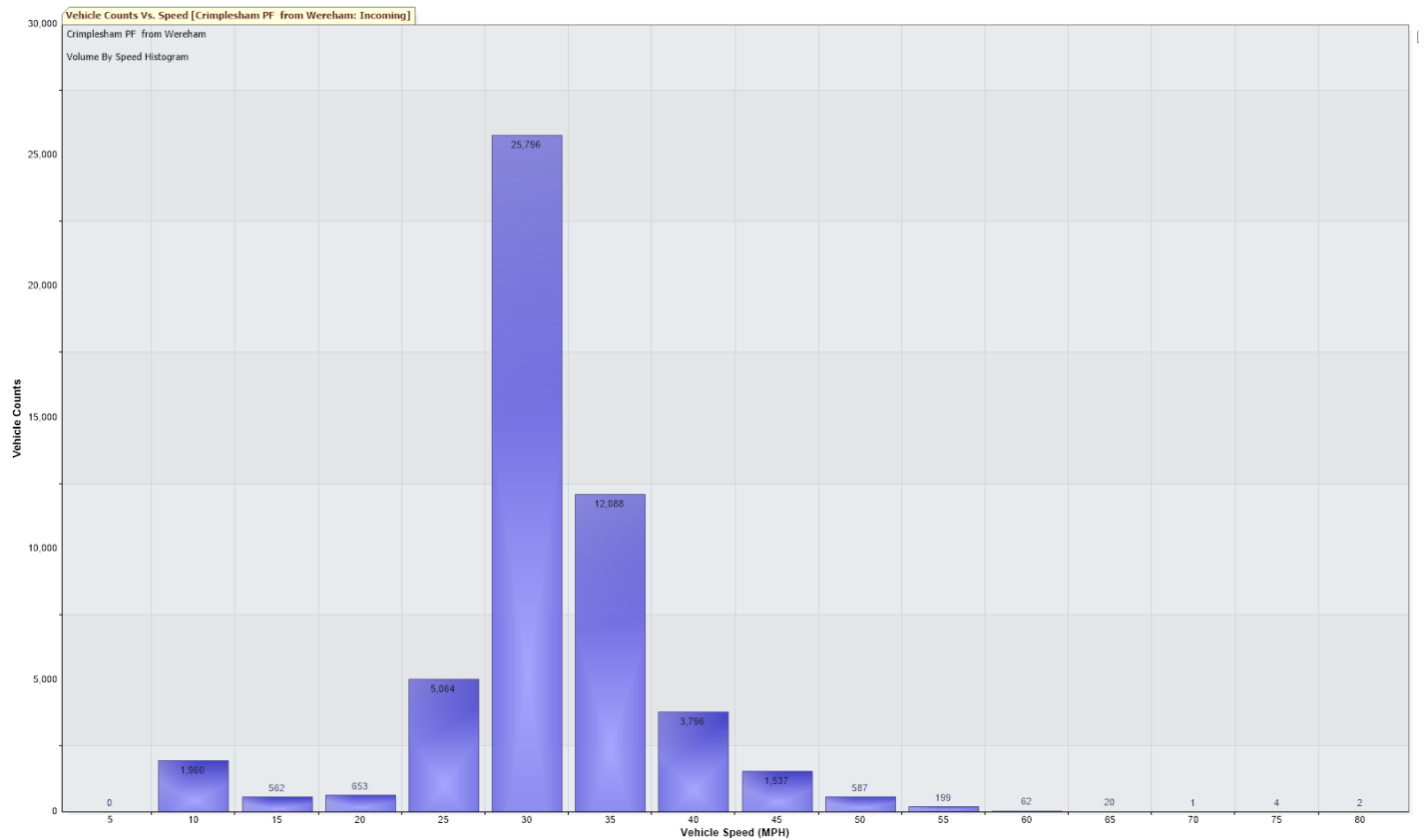
Speed Limit: 30 MPH

85th Percentile Speed: 34.3 MPH

50th Percentile Speed: 28.5 MPH

Average Speed: 28.7 MPH

	Monday	Tuesday	Wednesday	Thursday	Friday	Saturday	Sunday
Count over limit	2511	2487	2572	2564	2735	2876	2551
Avg Speeder	35.1	35.2	35.1	35.2	35.0	35.5	35.4
Avg Speeder	35.1	35.2	35.1	35.2	35.0	35.5	35.4



The 85th Percentile speed of 34.3mph means that in a collision at the highways code braking distances you would still be travelling at 16.6mph. That seemingly few mph that 85% of drivers 'believe' is 'safe' would lead to serious injury to a child or elderly person. 89 counts more than double the speed limit, a significant number of them between 6-8am...

TRAFFIC ANALYSIS REPORT

For Project: Crimplesham PF from Wereham
 Location/Name: Incoming
 Report Generated: 11/05/2021 02:51:13 PM
 Speed Intervals = 5 MPH
 Time Intervals = Instant

Traffic Report From 19/04/2021 01:00:00 PM through 06/05/2021 08:59:59 AM

85th Percentile Speed = 34.2 MPH
 85th Percentile Vehicles = 31,100 counts
 Max Speed = 80.0 MPH on Fri 28/04/2021 19:50:00
 Total Vehicles = 36,588 counts
 AADT: 2173.5

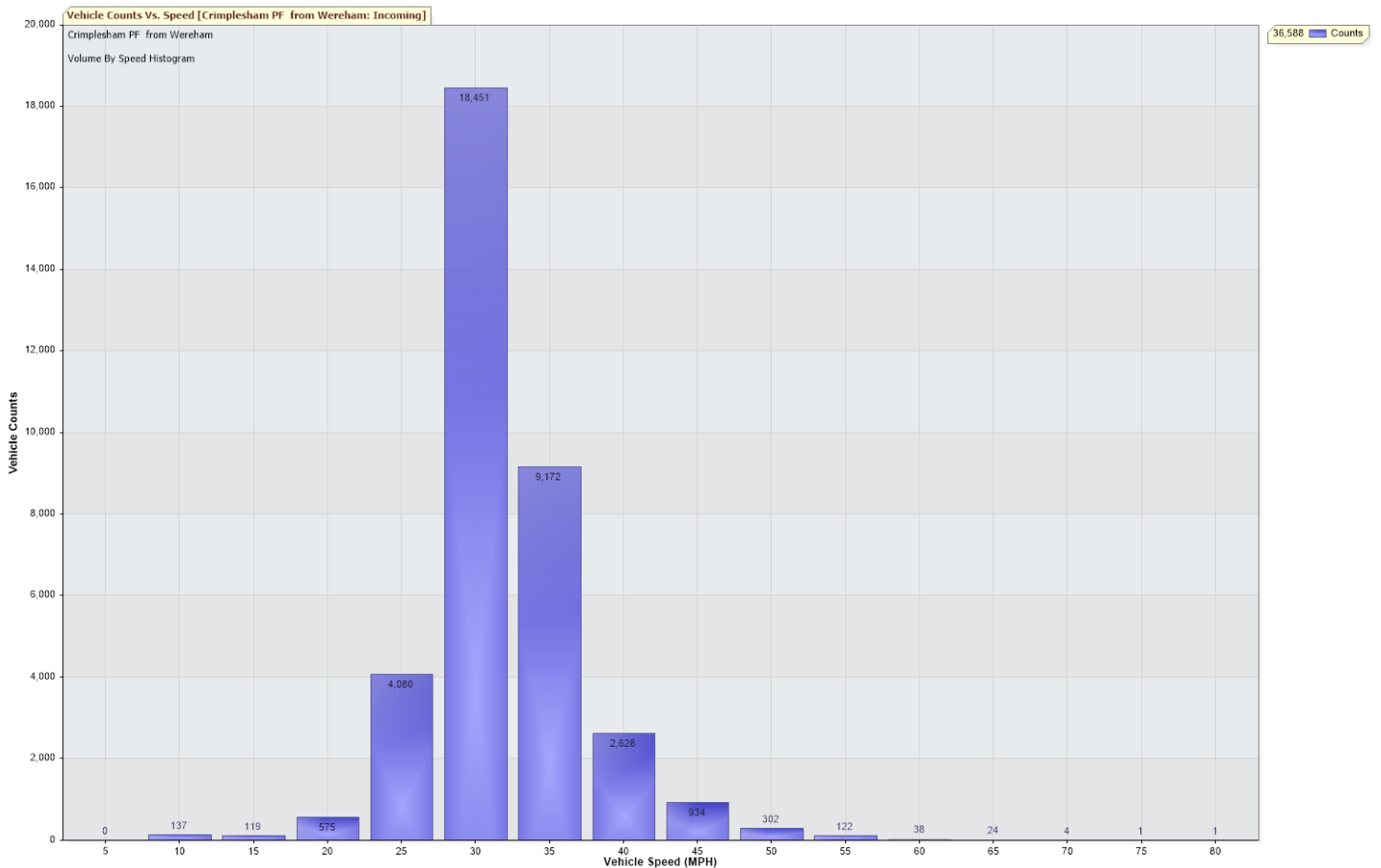
Volumes - weekly vehicle counts

	Time	5 Day	7 Day
Average Daily		2,147	2,039
AM peak	07:00 to 08:00	192	162
PM peak	04:00 to 05:00	229	200

Speed

Speed limit: 30 MPH
 85th Percentile Speed: 34.2 MPH
 Average Speed: 29.3 MPH

	Monday	Tuesday	Wednesday	Thursday	Friday	Saturday	Sunday
Count over limit	1827	2319	2483	1953	1917	1558	1169
% over limit	35.8	34.0	36.6	36.3	35.3	40.0	36.6
Avg speeder	34.8	34.7	34.7	34.6	35.0	35.1	35.3



For Project: Crimplesham PF from Wereham
 Project Notes/Address:
 Location/Name: Incoming
 Report Generated: 14/01/2021 05:20:12 PM
 Speed Intervals = 5 MPH
 Time Intervals = Instant

Traffic Report From 24/12/2020 11:00:00 AM through 13/01/2021 07:59:59 PM

85th Percentile Speed = 34.5 MPH
 85th Percentile Vehicles = 21,402 counts
 Max Speed = 85.0 MPH on 30/12/2020 11:05:00
 Total Vehicles = 25,179 counts
 AADT: 1235.8

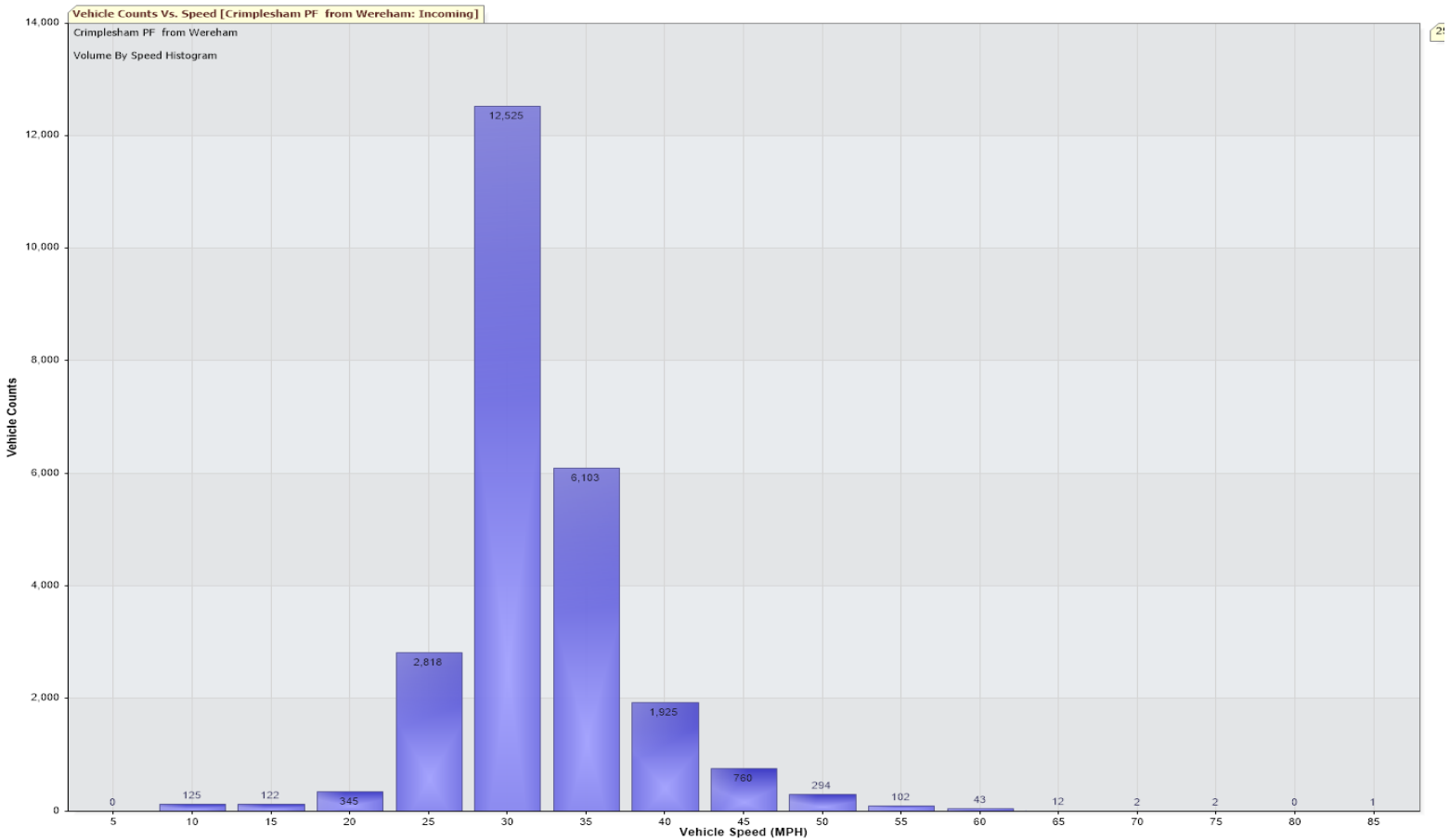
Volumes - weekly vehicle counts

	Time	5 Day	7 Day
Average Daily		1,328	1,198
AM peak	11:00 to 12:00	105	102.
PM peak	04:00 to 05:00	134	112

Speed

Speed limit: 30 MPH
 85th Percentile Speed: 34.5 MPH
 Average Speed: 29.5 MPH

	Monday	Tuesday	Wednesday	Thursday	Friday	Saturday	Sunday
Count over limit	1469	1568	1490	1402	1096	1172	1047
% over limit	34.5	34.8	34.0	37.1	36.4	44.0	40.6
Avg speeder	35.0	35.3	35.1	35.0	35.2	35.7	35.4



For Project: Crimplesham PF from Wereham
 Project Notes/Address:
 Location/Name: Incoming
 Report Generated: 14/01/2021 05:32:48 PM
 Speed Intervals = 5 MPH
 Time Intervals = Instant

Traffic Report From 24/12/2018 11:00:00 AM through 13/01/2019 12:59:59 PM

85th Percentile Speed = 34.5 MPH
 85th Percentile Vehicles = 31,316 counts
 Max Speed = 90.0 MPH on 01/01/2019 19:15:00
 Total Vehicles = 36,842 counts
 AADT: 1834.5

Volumes - weekly vehicle counts

	Time	5 Day	7 Day
Average Daily		1,895	1,754
AM peak	09:00 to 10:00	154	138
PM peak	05:00 to 06:00	190	164

Speed

Speed limit: 30 MPH
 85th Percentile Speed: 34.5 MPH
 Average Speed: 29.6 MPH

	Monday	Tuesday	Wednesday	Thursday	Friday	Saturday	Sunday
Count over limit	2011	1490	2094	2256	2588	1964	1321
% over limit	36.1	37.5	38.2	35.4	36.8	37.5	41.5
Avg speeder	35.2	35.4	35.5	35.3	34.9	34.8	35.3

